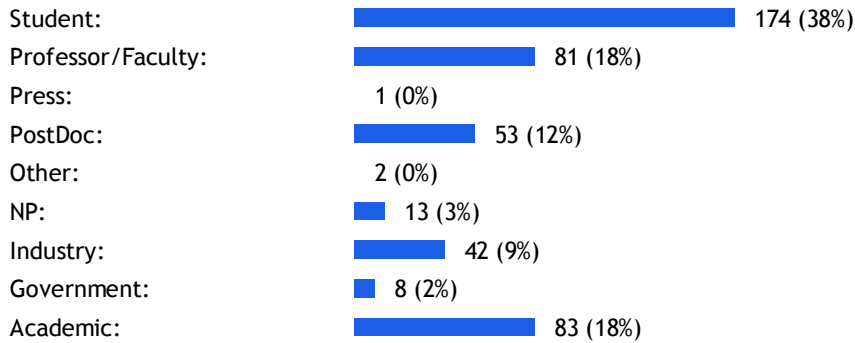



## ISMB 2008 Conference Evaluation Comments - Toronto, Canada, July 18 - 23

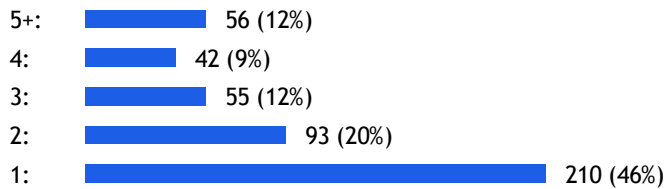
### Type of delegate



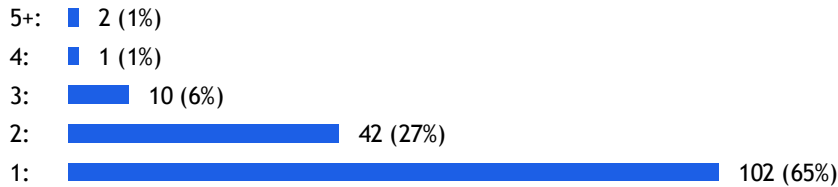
### Are you an ISCB member?



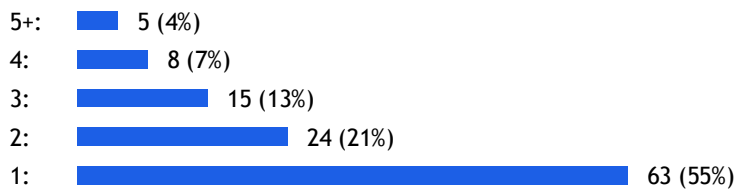
### How many ISMB conferences had you been to including this one?



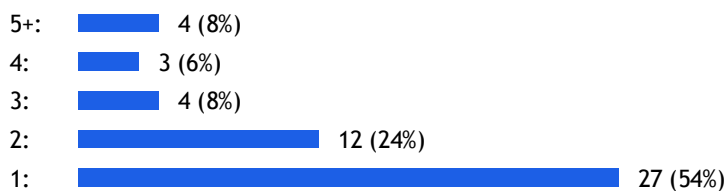
### How many ECCB conferences have you attended?



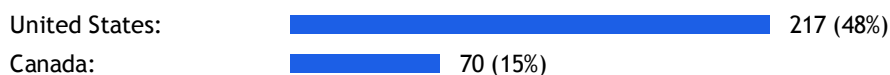
### How many RECOMB conferences have you attended?




















### How many PSB conferences have you attended?



### Where are you currently working/studying?







United Kingdom:		42 (9%)
Germany:		35 (8%)
Netherlands:		10 (2%)
Japan:		8 (2%)
France:		8 (2%)
Israel:		6 (1%)
Spain:		5 (1%)
Denmark:		5 (1%)
Belgium:		5 (1%)
Switzerland:		5 (1%)
South Korea:		4 (1%)
Brazil:		4 (1%)
Australia:		4 (1%)
India:		4 (1%)
Taiwan:		3 (1%)
Italy:		3 (1%)
Sweden:		3 (1%)
China:		2 (0%)
Finland:		2 (0%)
Czech Republic:		2 (0%)
Argentina:		1 (0%)
Austria:		1 (0%)
Estonia:		1 (0%)
Norway:		1 (0%)
Jordan:		1 (0%)
Hungary:		1 (0%)
Slovenia:		1 (0%)

**How did you rate the amount of scientific content at this year's conference?**


Too Much:		33 (7%)
Too Little:		45 (10%)
About Right:		370 (83%)

Please rate the quality of ISMB 2008 for the following (1 = poor, 2 = acceptable, 3 = good, 4 = outstanding). (If you select 1, please explain in the other comments box at the end of the form)

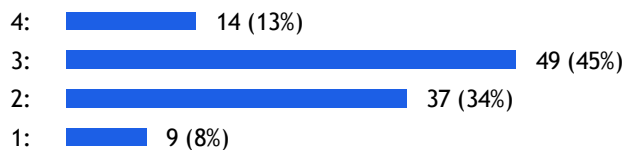
**Scientific program overall**

4:		89 (20%)
3:		260 (58%)
2:		84 (19%)
1:		13 (3%)

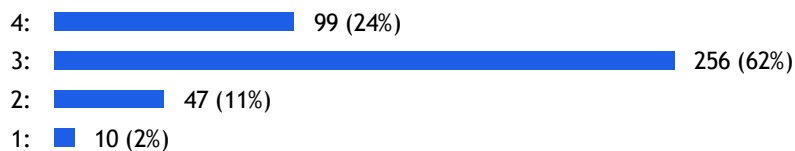
**Conferene Lunches**

4:		6 (1%)
3:		10 (2%)
2:		67 (15%)
1:		365 (81%)

### Funding Opportunities Session



### Highlights Track presentations



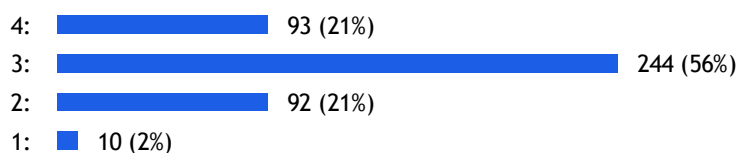
### Industry Track presentations



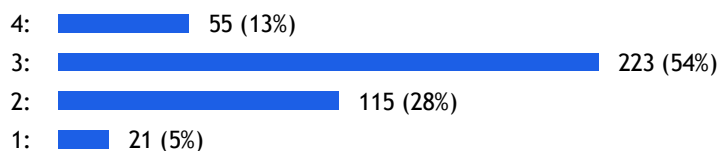
### Keynote presenters



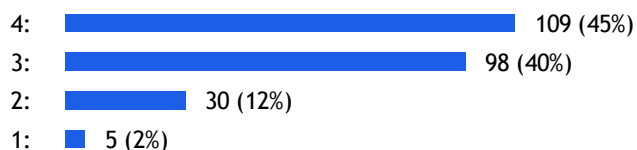
### Posters sessions



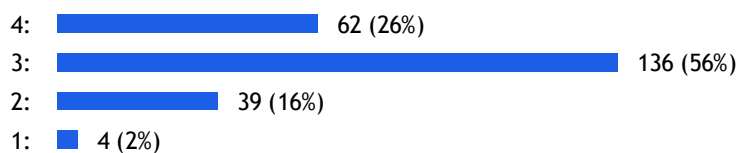
### Proceedings Track (Paper) sessions



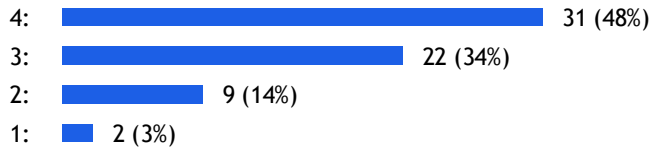
### Special Interest Group Meetings



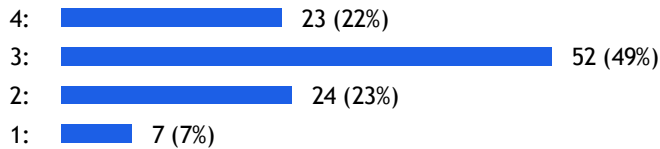
### Special Session presentations



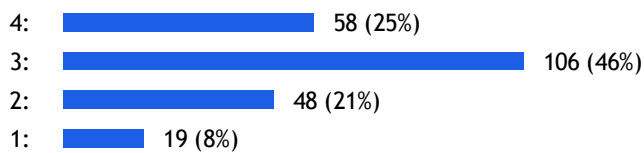
### Student Council symposium



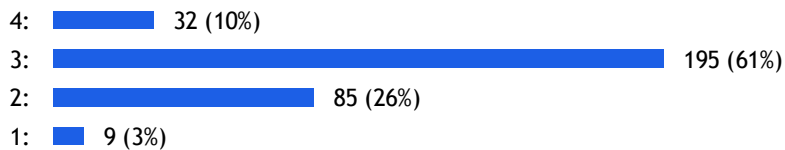
### Tutorials



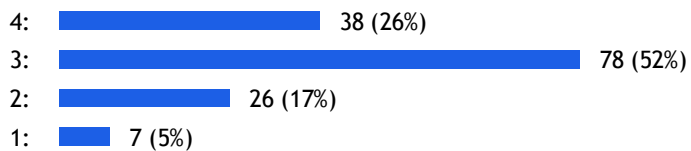
### Visual Reflections on Science



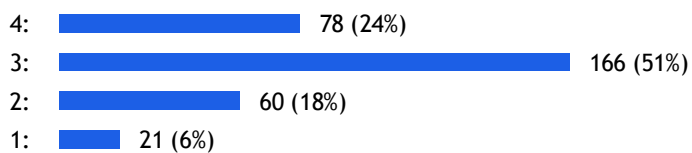
### Birds of a Feather



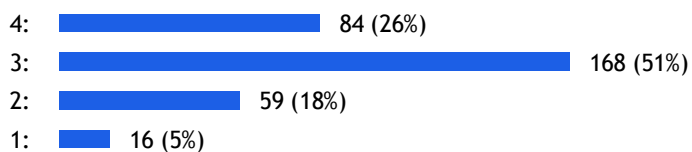
### Proceedings and Program on CD



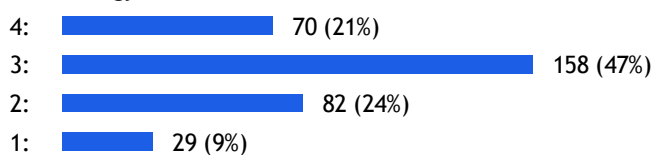
### Proceedings Online



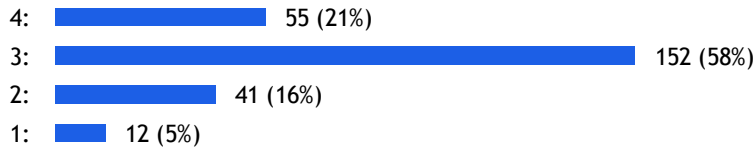
### Printed program book



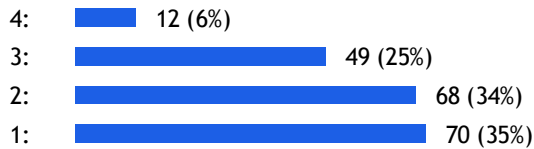
### Technology Track



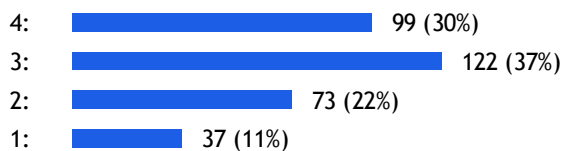
### Opening Reception at InterContinental Hotel



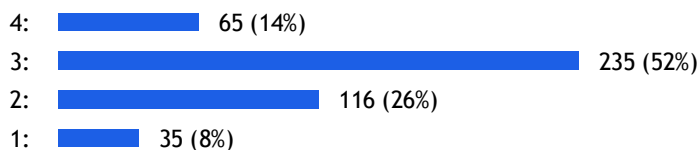
### Off-site dinner and Matrix party



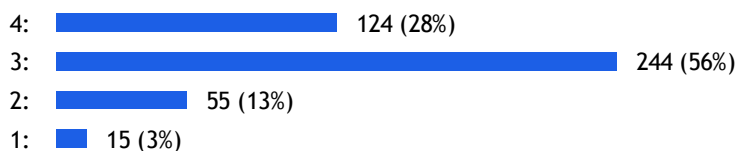
### Overall Organization



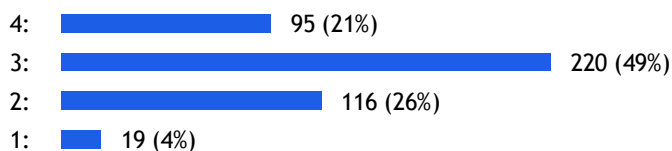
### Timeliness of the material presented



### Value of the conference to your job performance

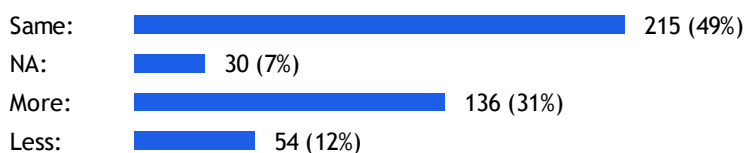


### Exhibits



Thinking of the ratio of the scientific program, do you think the quality of the conference would benefit from more, less or the same amount of content in each of the following:

### Amount of Highlights:



### Amount of Industry:

Same: 166 (38%)  
NA: 108 (25%)  
More: 38 (9%)  
Less: 125 (29%)

**Amount of Keynote Speakers:**

Same: 283 (64%)  
NA: 12 (3%)  
More: 111 (25%)  
Less: 35 (8%)

**Amount of Paper Presentations:**

Same: 233 (54%)  
NA: 27 (6%)  
More: 106 (24%)  
Less: 69 (16%)

**Amount of Special Sessions:**

Same: 178 (41%)  
NA: 100 (23%)  
More: 104 (24%)  
Less: 56 (13%)

**Amount of Tech:**

Same: 178 (41%)  
NA: 112 (26%)  
More: 59 (14%)  
Less: 84 (19%)

**If you attended a SIG held during the main conference, did you like the new format?**

Y: 118 (67%)  
N: 58 (33%)

**Have you attended SIG meetings in past years?**

Y: 115 (36%)  
N: 207 (64%)

**Which do you prefer?**

Pre-SIG: 202 (80%)  
Parallel SIG: 52 (20%)

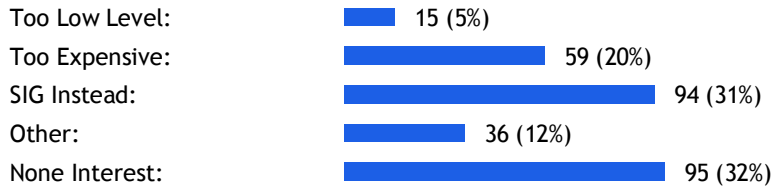
**Did you attend a pre-conference SIG or Satellite meeting?**

Y: 180 (55%)  
N: 145 (45%)

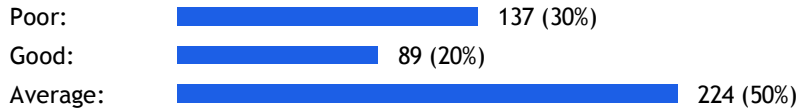
**Did you attend a tutorial meeting?**

Y: 75 (21%)  
N: 284 (79%)

**If no, why not?**



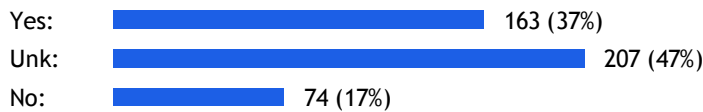
**Rate the conference value in terms of money:**



**Will you attend future ISMB conferences?**

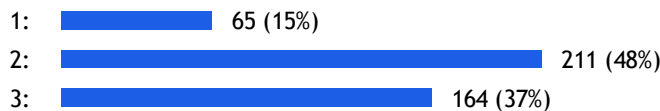


**Are you planning to attend ISMB/ECCB 2009 in Stockholm, Sweden (June 27-July 2, 2009)?**

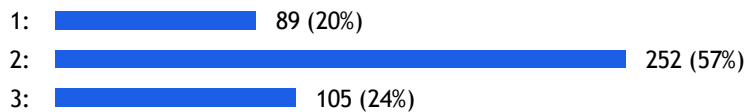


In order of priority, please rank the following in order of importance when deciding to attend a conference (1 being most important, 3 being least important)

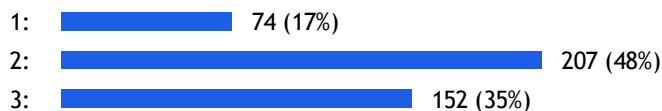
**Importance of the selected city/destination**



**Importance of registration cost**



**Importance of local destination expense**



**Did you stay in one of the four conference hotels?**

