

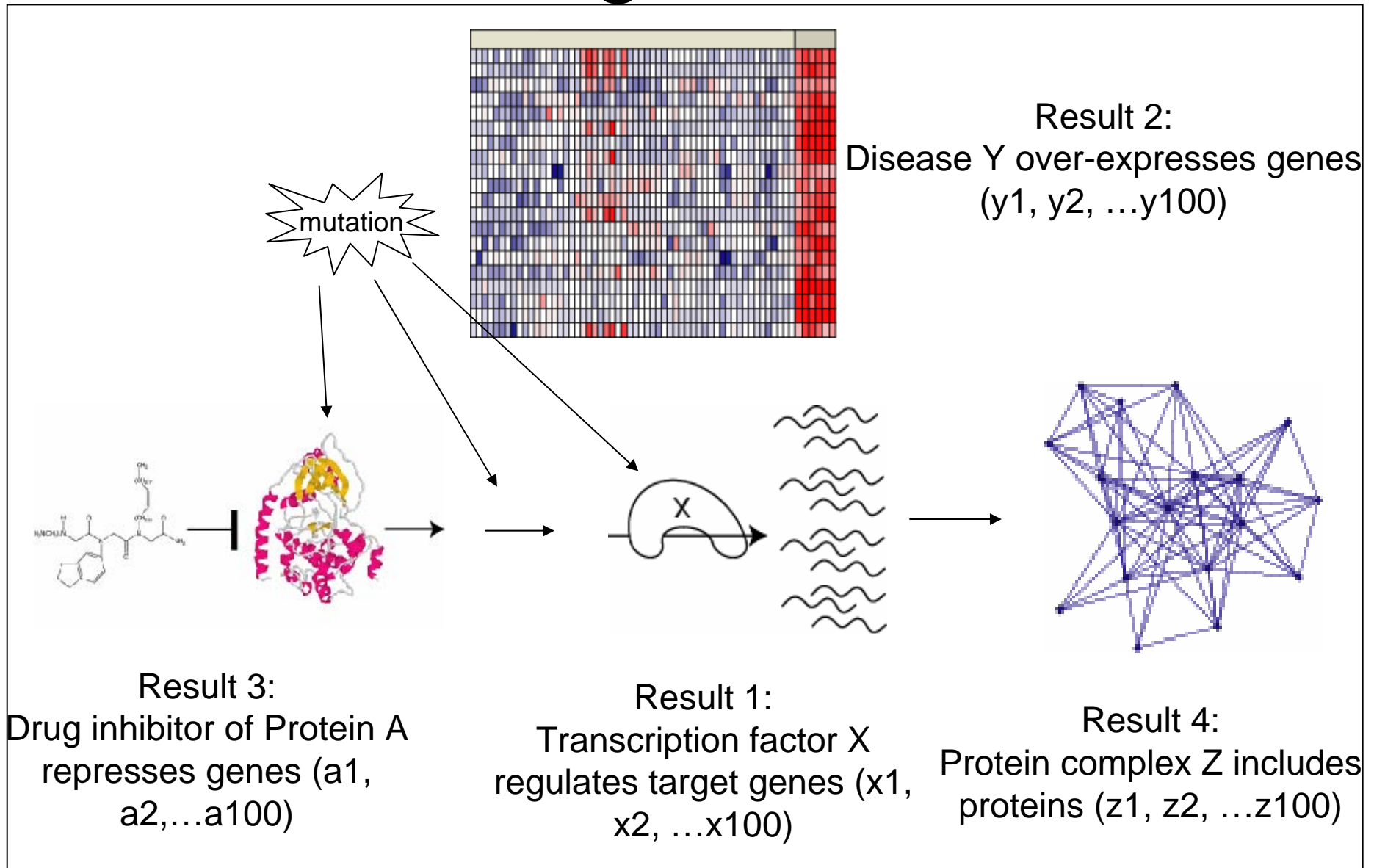
A Molecular Concept Map for Human Biology and Disease

Daniel Rhodes

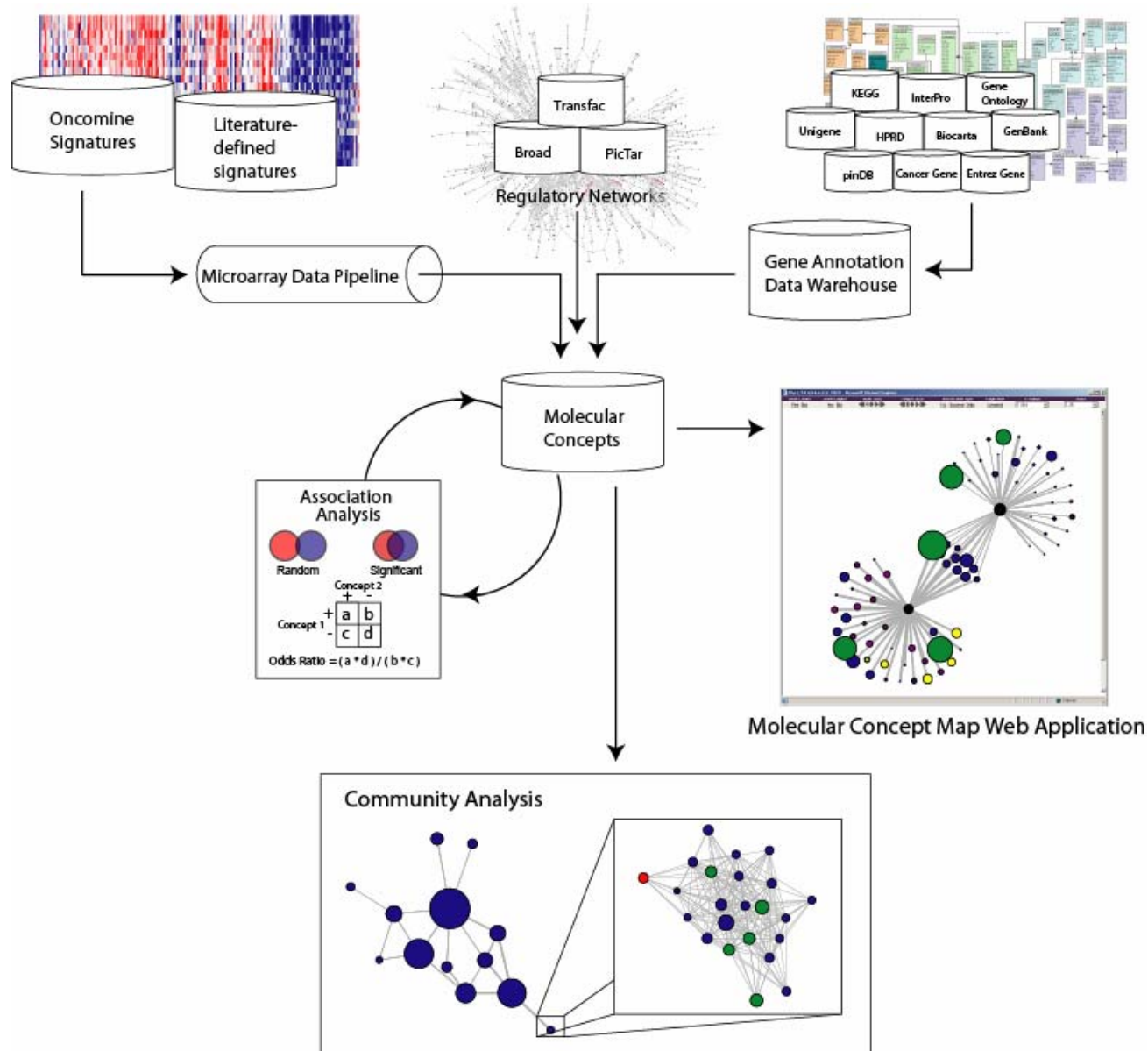
Great Lakes Bioinformatics Retreat

August 16, 2005

An integrated view



The Molecular Concept Map Project

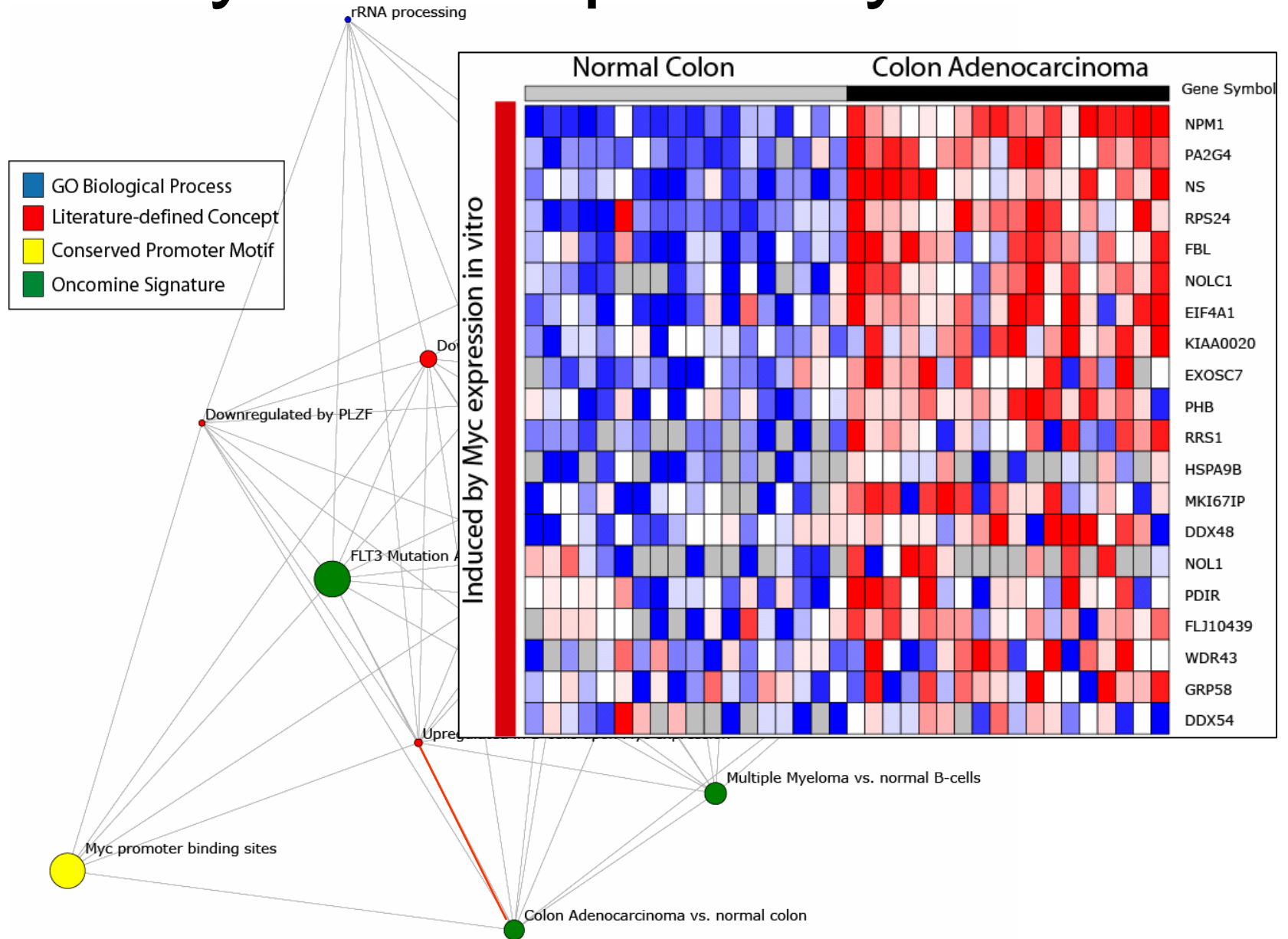


Myc Concept Analysis

- Schlosser et al., Nucleic Acids Res, 2005
- Conditional over-expression of Myc in human B-cell line P493-6
- 59 genes strongly induced

Source	Concept	Overlap	OR	P-value
GO	rRNA processing	17	364.4392	2.64E-33
Literature	Down-regulated in acute radiation toxicity	28	35.1507	1.85E-23
Oncomine	FLT3 mutation positive AML	42	14.6736	1.91E-20
Literature	Downregulated in response to hypoxia	19	26.9371	1.21E-18
Literature	Downregulated in response to PLZF expression	10	133.6948	7.65E-17
Literature	CD8+ cells vs. other blood cells	30	11.9208	3.43E-12
Literature	CD4+ cells vs. other blood cells	31	11.8507	1.25E-11
Oncomine	Multiple Myeloma vs. normal B-cells	19	17.1351	8.52E-11
Oncomine	Colon Adenocarcinoma vs. normal colon	17	16.6331	5.94E-10
Transfac	Myc promoter binding sites	18	6.5939	5.97E-08
Oncomine	Metastatic prostate cancer vs. localized	16	6.1369	4.97E-07

Myc Concept Analysis



Acknowledgements

- Arul Chinnaiyan Lab
 - Shanker Kalyana-Sundaram
 - Vasu Mahavisno
 - Nicole Kasper
 - Terry Barrette
- Funding
 - Medical Scientist Training Program
 - Cancer Biology Training Program